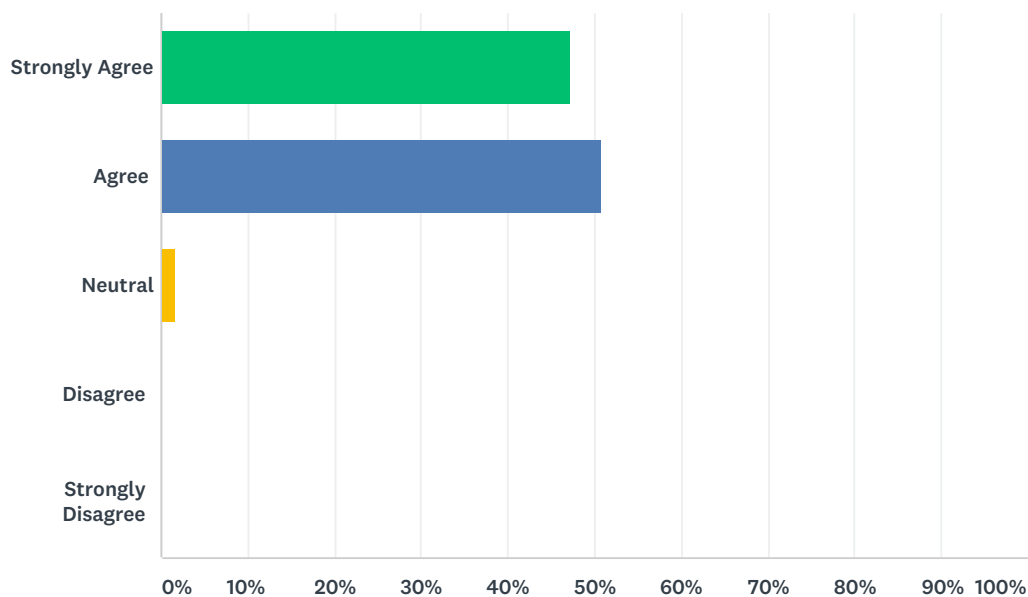


Q1 Opioid addiction and other drug abuse are problems in Bourbon County.

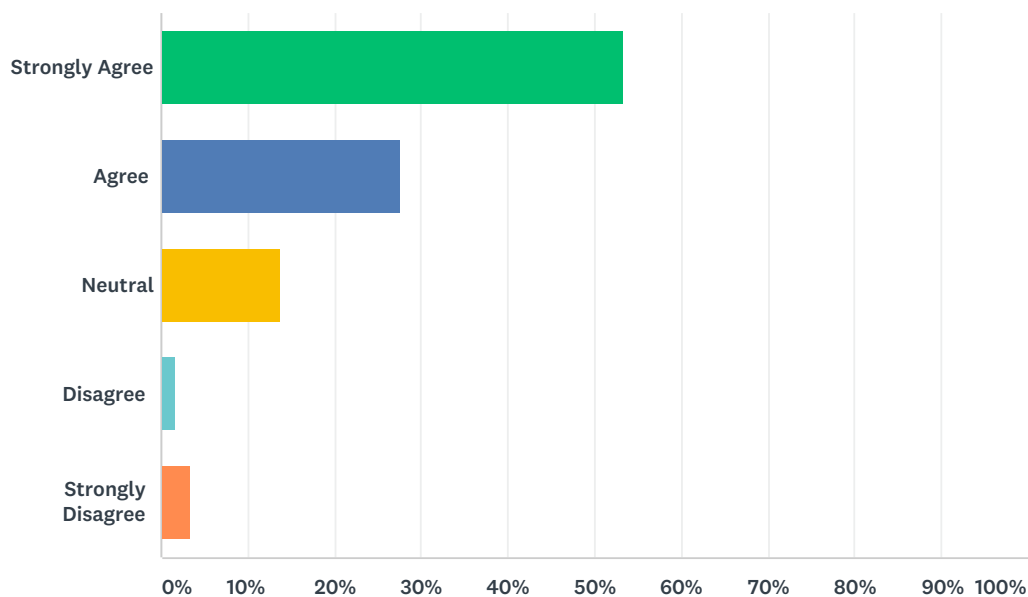
Answered: 57 Skipped: 1



ANSWER CHOICES	RESPONSES	
Strongly Agree	47.37%	27
Agree	50.88%	29
Neutral	1.75%	1
Disagree	0.00%	0
Strongly Disagree	0.00%	0
TOTAL		57

Q2 I support increasing services, including needle exchanges, for addicts in our community.

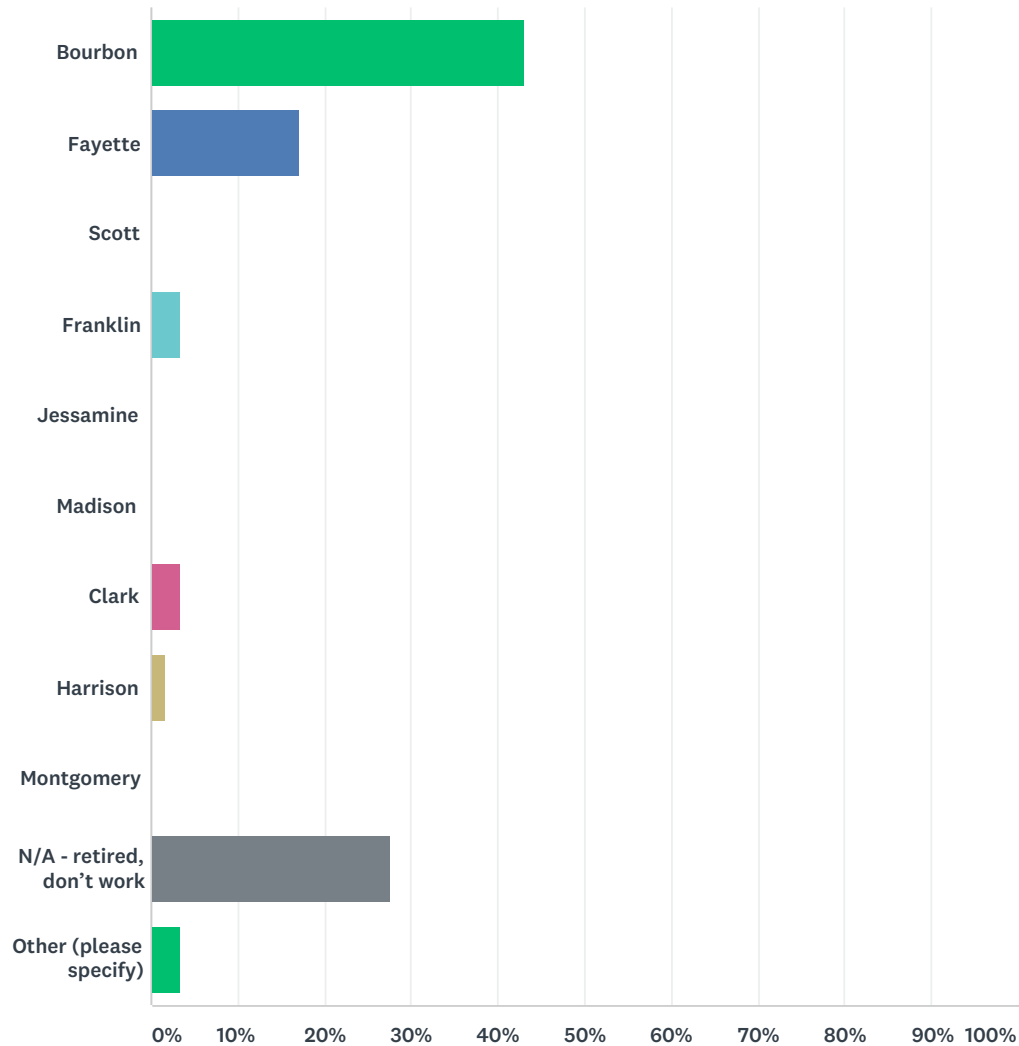
Answered: 58 Skipped: 0



ANSWER CHOICES	RESPONSES	
Strongly Agree	53.45%	31
Agree	27.59%	16
Neutral	13.79%	8
Disagree	1.72%	1
Strongly Disagree	3.45%	2
TOTAL		58

Q3 In what county do you work?

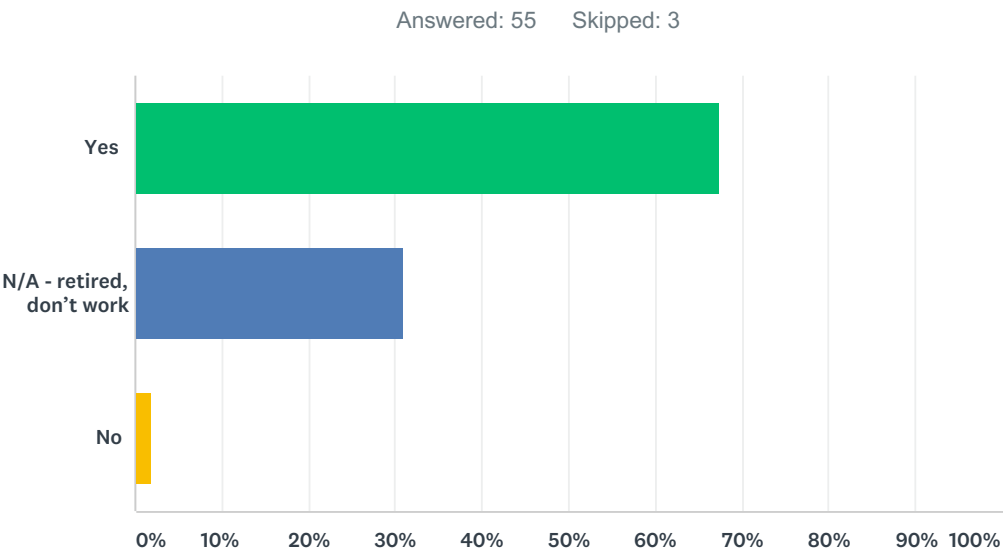
Answered: 58 Skipped: 0



ANSWER CHOICES	RESPONSES	
Bourbon	43.10%	25
Fayette	17.24%	10
Scott	0.00%	0
Franklin	3.45%	2
Jessamine	0.00%	0
Madison	0.00%	0
Clark	3.45%	2
Harrison	1.72%	1
Montgomery	0.00%	0
N/A - retired, don't work	27.59%	16

Other (please specify)	3.45%	2
TOTAL		58

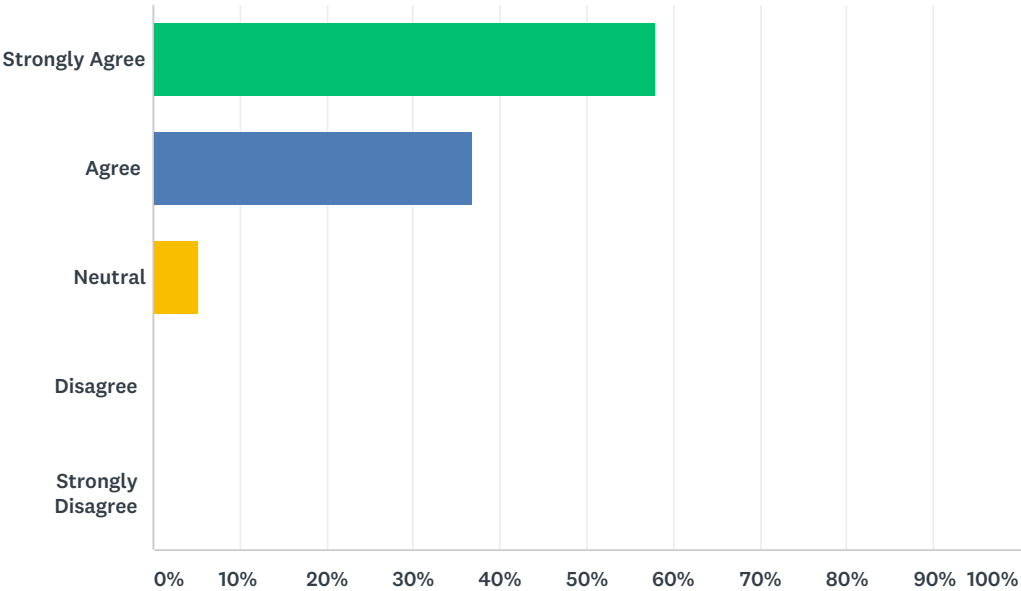
Q4 If jobs were available across several industries such as technology, construction, healthcare, manufacturing, retail, research, etc., would you want to work in Bourbon County?



ANSWER CHOICES	RESPONSES	
Yes	67.27%	37
N/A - retired, don't work	30.91%	17
No	1.82%	1
TOTAL		55

Q5 I support an expanded recycling program, including curbside pickup, for Paris and Bourbon County.

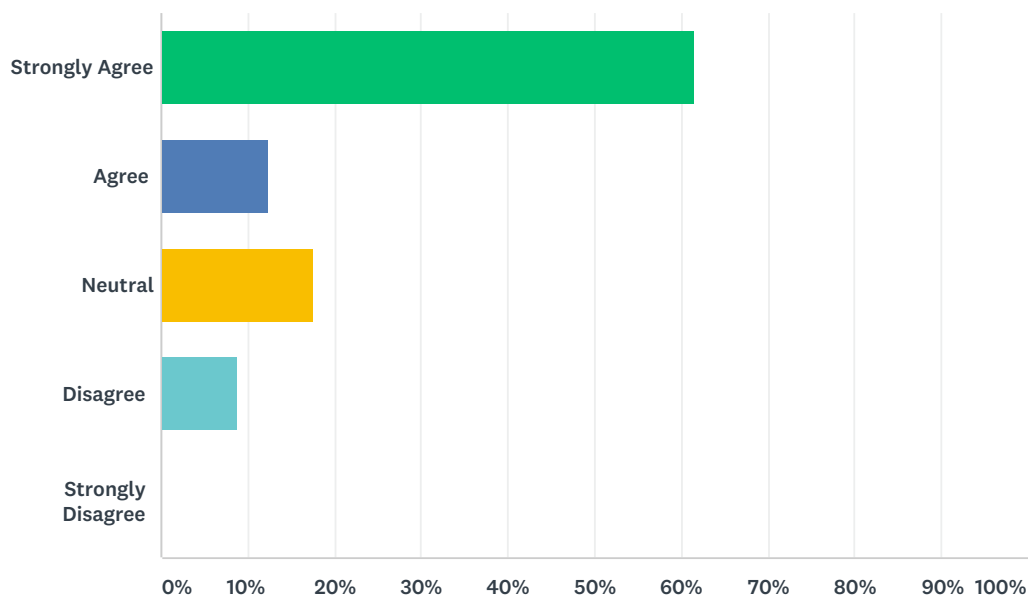
Answered: 57 Skipped: 1



ANSWER CHOICES		RESPONSES	
Strongly Agree		57.89%	33
Agree		36.84%	21
Neutral		5.26%	3
Disagree		0.00%	0
Strongly Disagree		0.00%	0
TOTAL			57

Q6 I support a city and county non-smoking ordinance in all public places and businesses.

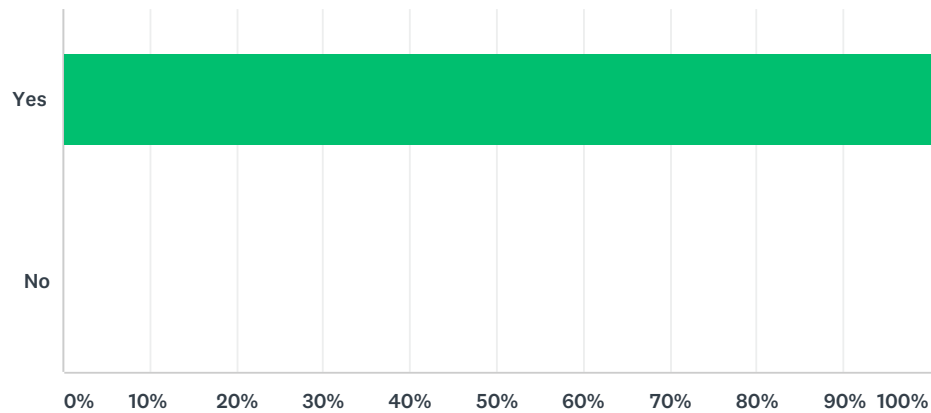
Answered: 57 Skipped: 1



ANSWER CHOICES	RESPONSES	
Strongly Agree	61.40%	35
Agree	12.28%	7
Neutral	17.54%	10
Disagree	8.77%	5
Strongly Disagree	0.00%	0
TOTAL		57

Q7 Do you want the city and county to work together to create recreational opportunities and facilities for both youth and adults?

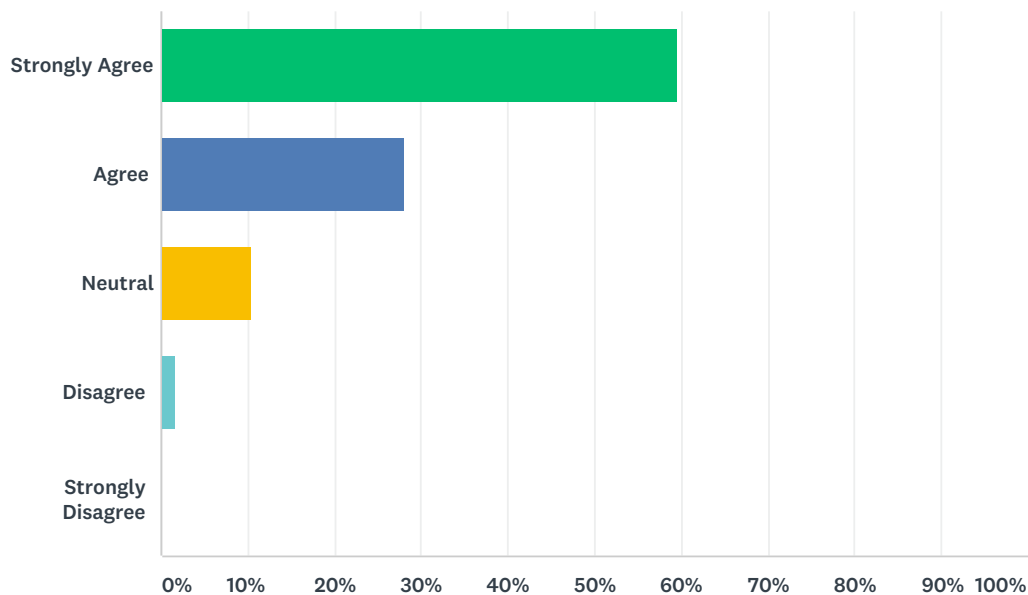
Answered: 57 Skipped: 1



ANSWER CHOICES	RESPONSES	
Yes	100.00%	57
No	0.00%	0
TOTAL		57

Q8 Kentucky cities including Lexington, Louisville, Covington, Danville, Vicco, Morehead, and Midway have passed fairness ordinances to protect people from discrimination based on sexual orientation and gender identity. I support a fairness ordinance for Paris.

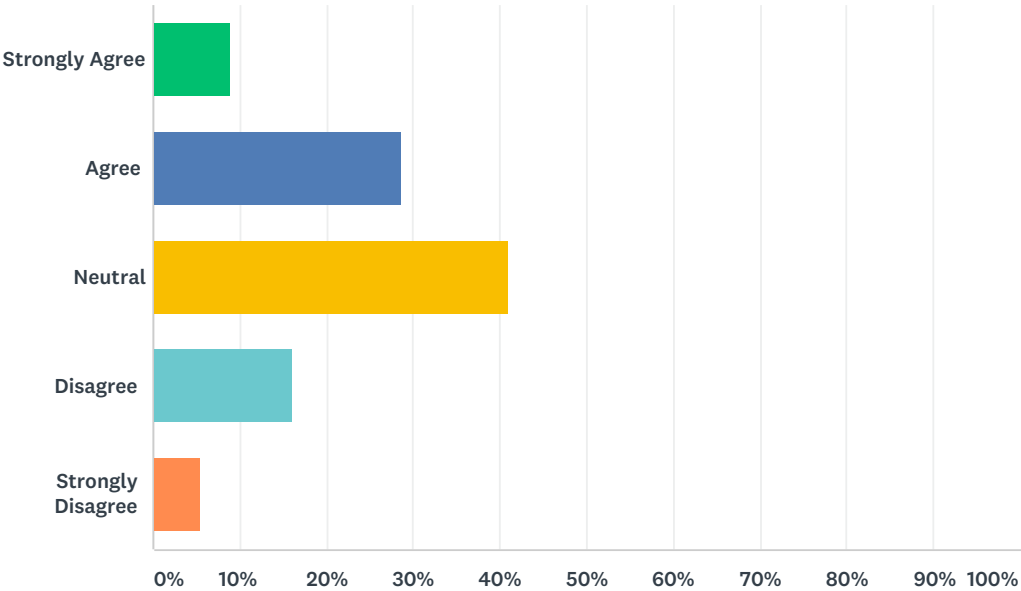
Answered: 57 Skipped: 1



ANSWER CHOICES	RESPONSES	
Strongly Agree	59.65%	34
Agree	28.07%	16
Neutral	10.53%	6
Disagree	1.75%	1
Strongly Disagree	0.00%	0
TOTAL		57

Q9 Bourbon County has enough law enforcement personnel for the size of our community.

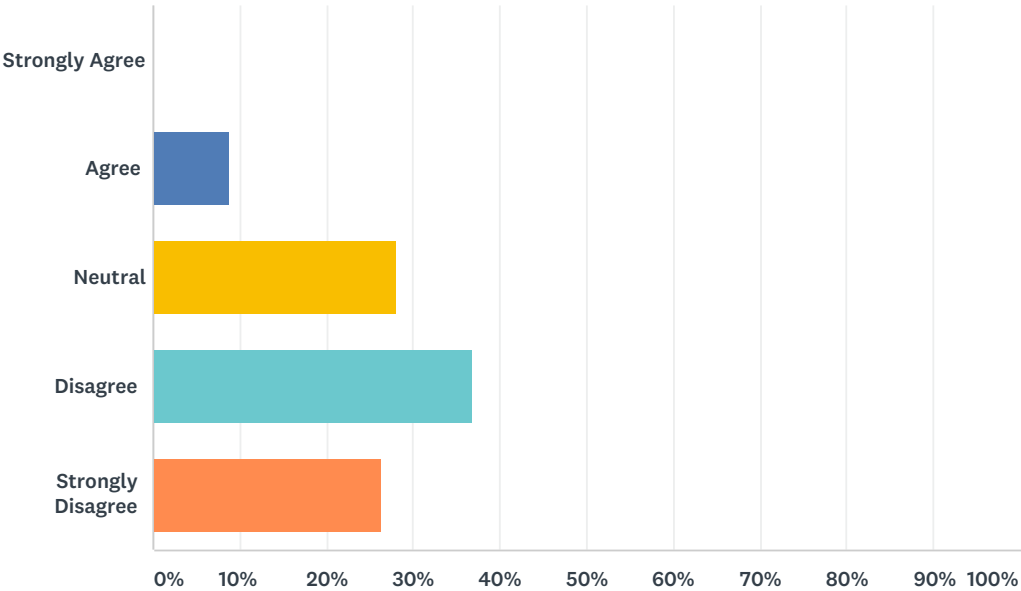
Answered: 56 Skipped: 2



ANSWER CHOICES		RESPONSES	
Strongly Agree		8.93%	5
Agree		28.57%	16
Neutral		41.07%	23
Disagree		16.07%	9
Strongly Disagree		5.36%	3
TOTAL			56

Q10 Bourbon County offers enough housing for middle income families.

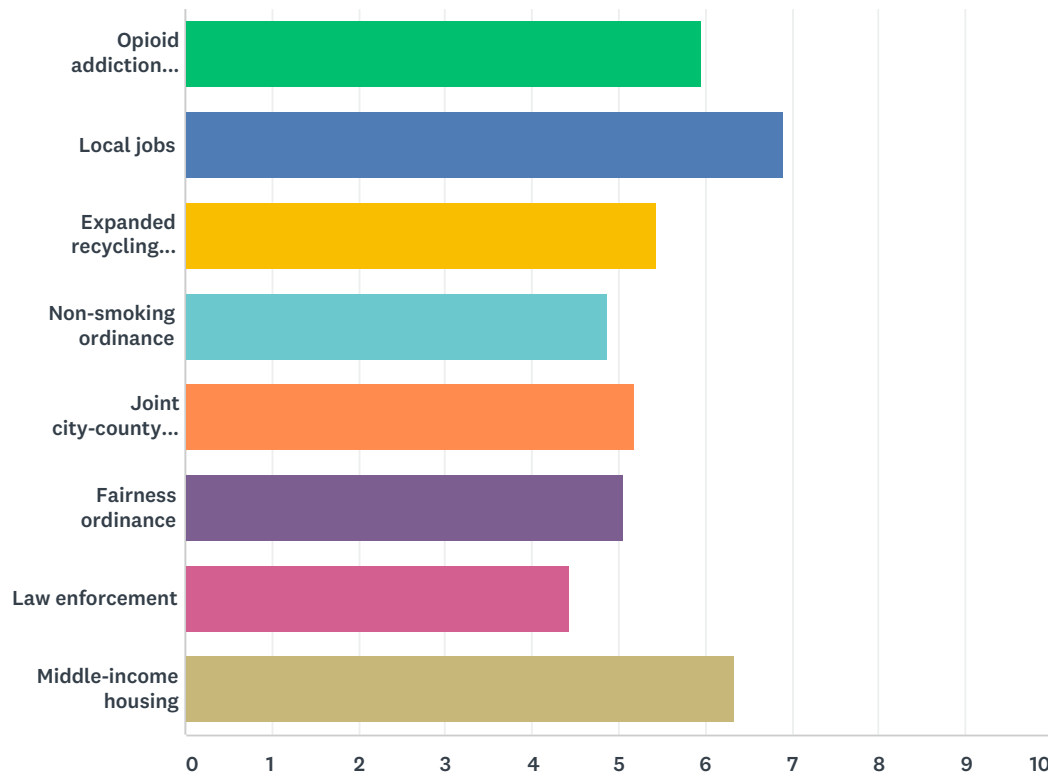
Answered: 57 Skipped: 1



ANSWER CHOICES	RESPONSES	
Strongly Agree	0.00%	0
Agree	8.77%	5
Neutral	28.07%	16
Disagree	36.84%	21
Strongly Disagree	26.32%	15
TOTAL		57

Q11 Of the local issues discussed in this survey, what are you top five issues in order of priority (number 1 through 5)?

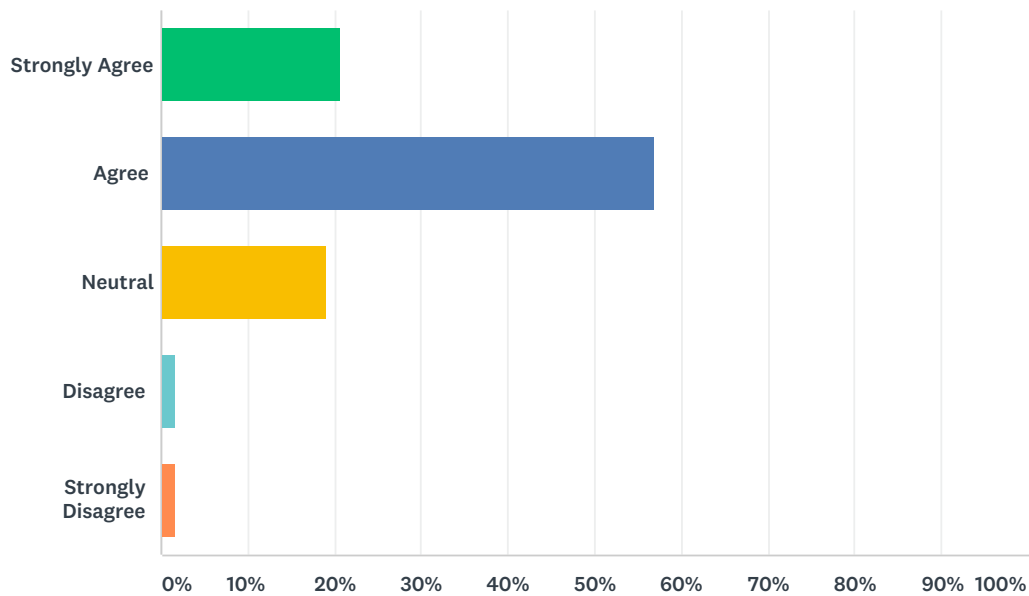
Answered: 56 Skipped: 2



	1	2	3	4	5	6	7	8	TOTAL	SCORE
Opioid addiction management	23.40% 11	14.89% 7	21.28% 10	25.53% 12	8.51% 4	2.13% 1	4.26% 2	0.00% 0	47	5.96
Local jobs	47.06% 24	21.57% 11	13.73% 7	9.80% 5	7.84% 4	0.00% 0	0.00% 0	0.00% 0	51	6.90
Expanded recycling program	11.43% 4	14.29% 5	22.86% 8	17.14% 6	28.57% 10	2.86% 1	2.86% 1	0.00% 0	35	5.43
Non-smoking ordinance	7.69% 2	15.38% 4	19.23% 5	19.23% 5	19.23% 5	3.85% 1	3.85% 1	11.54% 3	26	4.88
Joint city-county recreational facilities	6.98% 3	9.30% 4	18.60% 8	32.56% 14	27.91% 12	2.33% 1	2.33% 1	0.00% 0	43	5.19
Fairness ordinance	0.00% 0	20.59% 7	20.59% 7	23.53% 8	26.47% 9	2.94% 1	0.00% 0	5.88% 2	34	5.06
Law enforcement	7.41% 2	11.11% 3	18.52% 5	11.11% 3	22.22% 6	7.41% 2	7.41% 2	14.81% 4	27	4.44
Middle-income housing	25.64% 10	38.46% 15	10.26% 4	7.69% 3	10.26% 4	2.56% 1	5.13% 2	0.00% 0	39	6.33

Q12 I followed the 2017 Legislative Session in Kentucky.

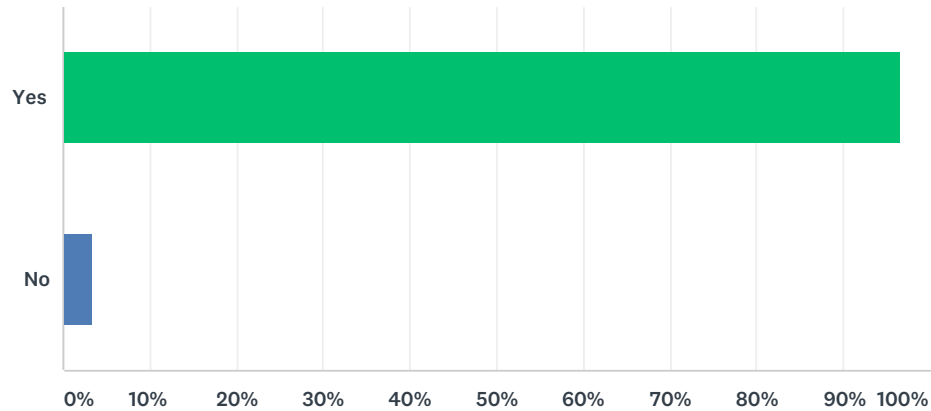
Answered: 58 Skipped: 0



ANSWER CHOICES	RESPONSES	
Strongly Agree	20.69%	12
Agree	56.90%	33
Neutral	18.97%	11
Disagree	1.72%	1
Strongly Disagree	1.72%	1
TOTAL		58

Q13 Are you concerned about the introduction of charter schools in Kentucky?

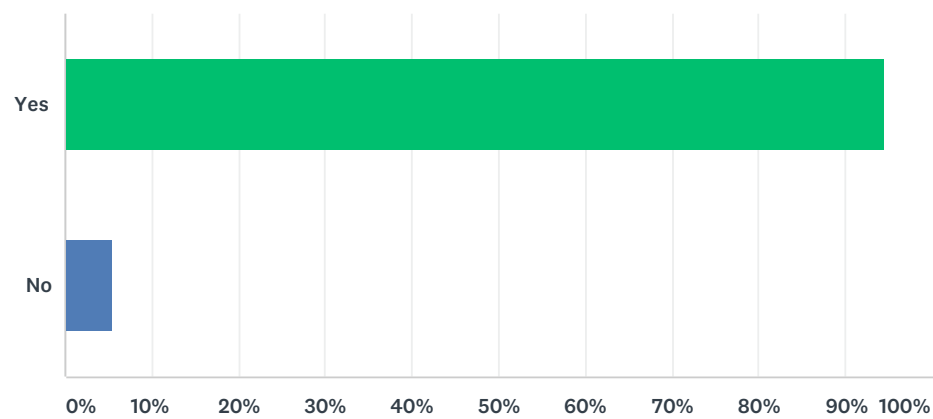
Answered: 58 Skipped: 0



ANSWER CHOICES	RESPONSES	
Yes	96.55%	56
No	3.45%	2
TOTAL		58

Q14 Do you think charter schools will negatively impact the Bourbon County and Paris Independent school systems by reducing the student count and decreasing funding?

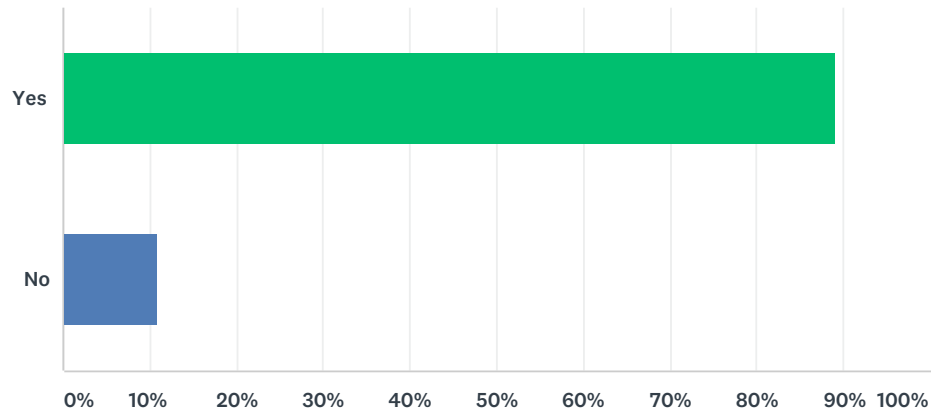
Answered: 56 Skipped: 2



ANSWER CHOICES	RESPONSES	
Yes	94.64%	53
No	5.36%	3
TOTAL		56

Q15 Are you interested in increasing protections for domestic and wild animals in the state (such as funding animal welfare programs and enforcing criminal penalties for animal abuse)?

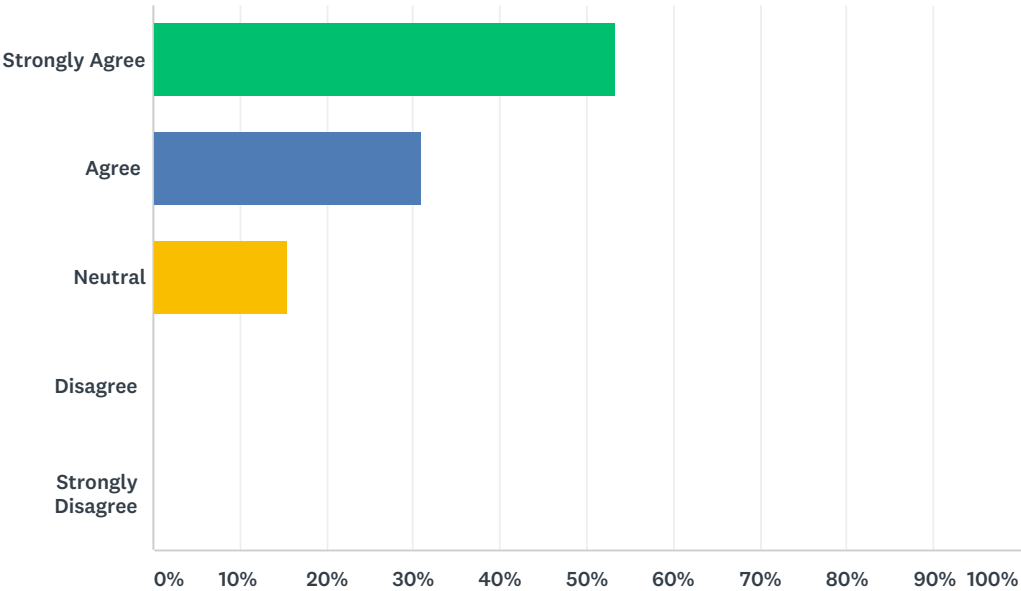
Answered: 55 Skipped: 3



ANSWER CHOICES	RESPONSES	
Yes	89.09%	49
No	10.91%	6
TOTAL		55

Q16 I support the expansion of industrial hemp as a crop for Kentucky.

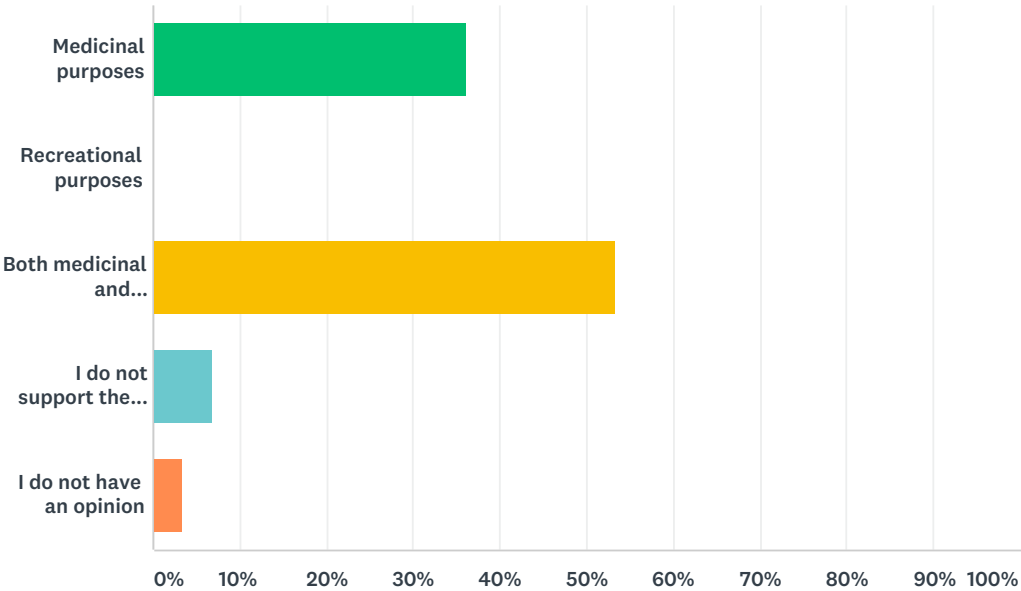
Answered: 58 Skipped: 0



ANSWER CHOICES		RESPONSES	
Strongly Agree		53.45%	31
Agree		31.03%	18
Neutral		15.52%	9
Disagree		0.00%	0
Strongly Disagree		0.00%	0
TOTAL			58

Q17 I support the legalization of marijuana for:

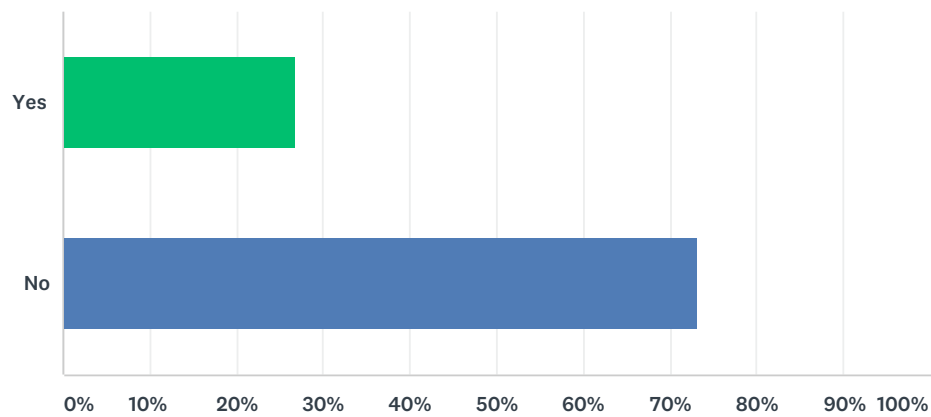
Answered: 58 Skipped: 0



ANSWER CHOICES	RESPONSES	
Medicinal purposes	36.21%	21
Recreational purposes	0.00%	0
Both medicinal and recreational purposes	53.45%	31
I do not support the legalization of marijuana	6.90%	4
I do not have an opinion	3.45%	2
TOTAL		58

Q18 With federal easing of environmental policy for corporations, do you believe the state of Kentucky will enforce state laws to protect the environment?

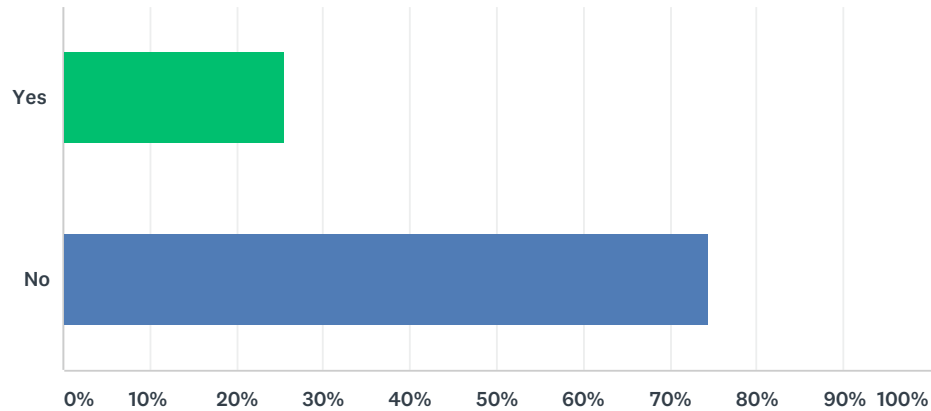
Answered: 56 Skipped: 2



ANSWER CHOICES	RESPONSES	
Yes	26.79%	15
No	73.21%	41
TOTAL		56

Q19 Do you agree with the building of nuclear power plants in the state of Kentucky?

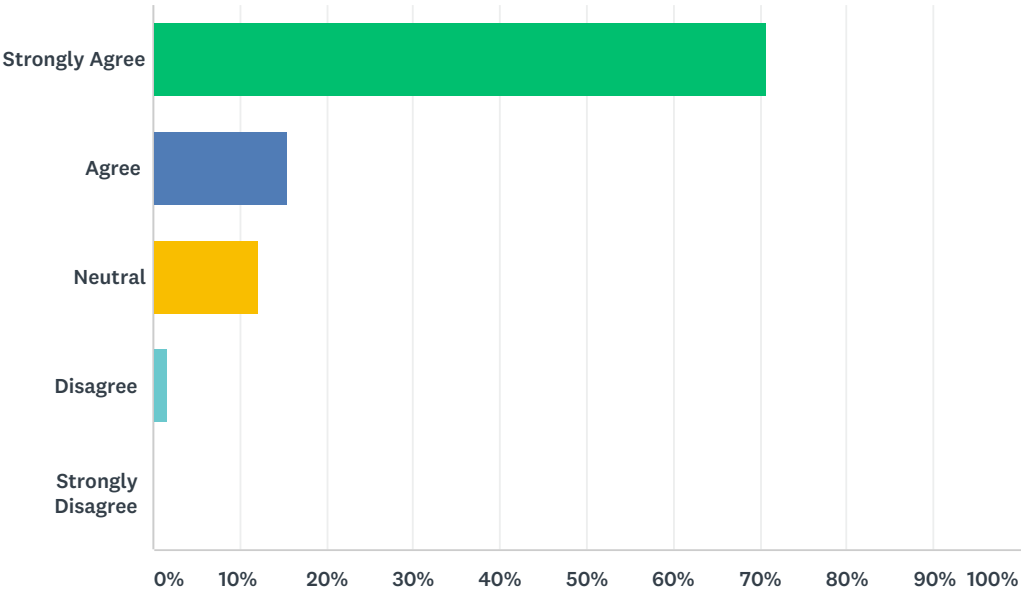
Answered: 55 Skipped: 3



ANSWER CHOICES		RESPONSES	
Yes		25.45%	14
No		74.55%	41
TOTAL			55

Q20 I believe the state should focus on renewable energy jobs, such as solar panel manufacturing and installation, rather than coal mining.

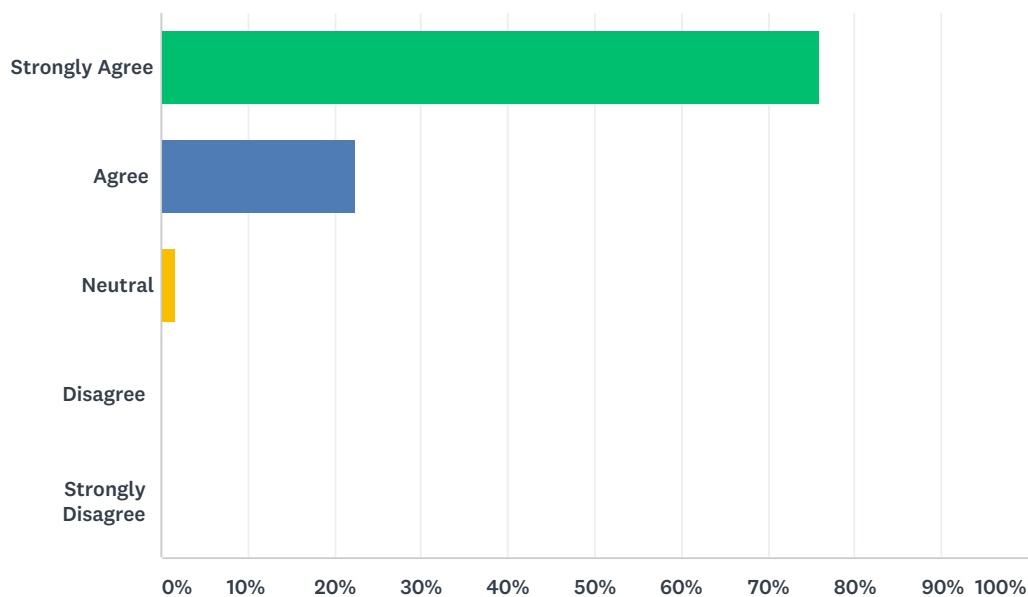
Answered: 58 Skipped: 0



ANSWER CHOICES		RESPONSES	
Strongly Agree		70.69%	41
Agree		15.52%	9
Neutral		12.07%	7
Disagree		1.72%	1
Strongly Disagree		0.00%	0
TOTAL			58

Q21 I support stricter laws to enforce penalties on human traffickers and to assist victims of human trafficking.

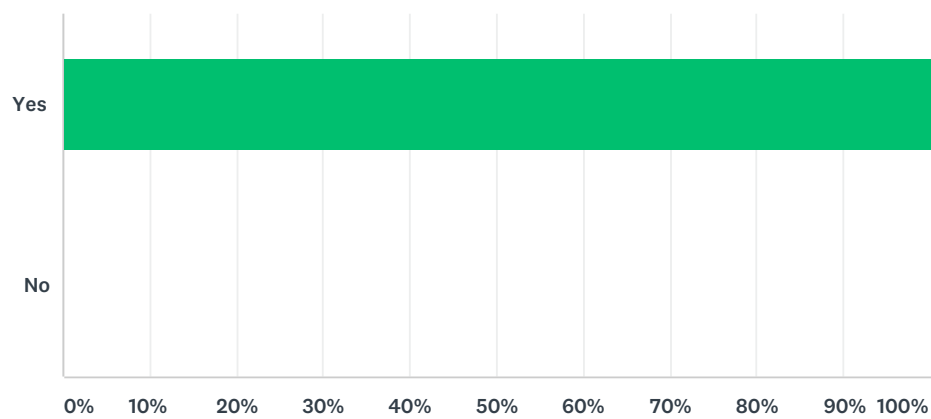
Answered: 58 Skipped: 0



ANSWER CHOICES	RESPONSES	
Strongly Agree	75.86%	44
Agree	22.41%	13
Neutral	1.72%	1
Disagree	0.00%	0
Strongly Disagree	0.00%	0
TOTAL		58

Q22 Kentucky has some of the highest rates of domestic violence in the nation. Do you support tougher penalties for domestic abusers and more protections for domestic abuse victims?

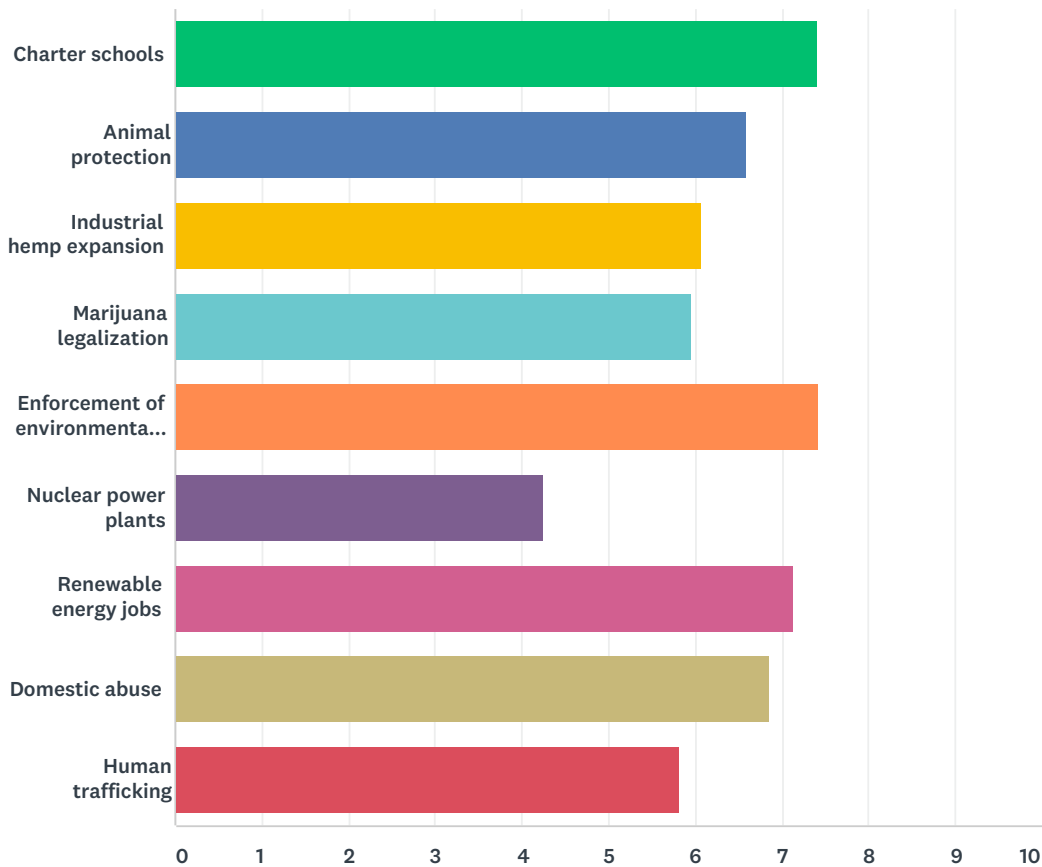
Answered: 57 Skipped: 1



ANSWER CHOICES	RESPONSES	
Yes	100.00%	57
No	0.00%	0
TOTAL		57

Q23 Of the state issues in this survey, what are your top 5 issues in order of priority (please number 1 through 5)?

Answered: 54 Skipped: 4

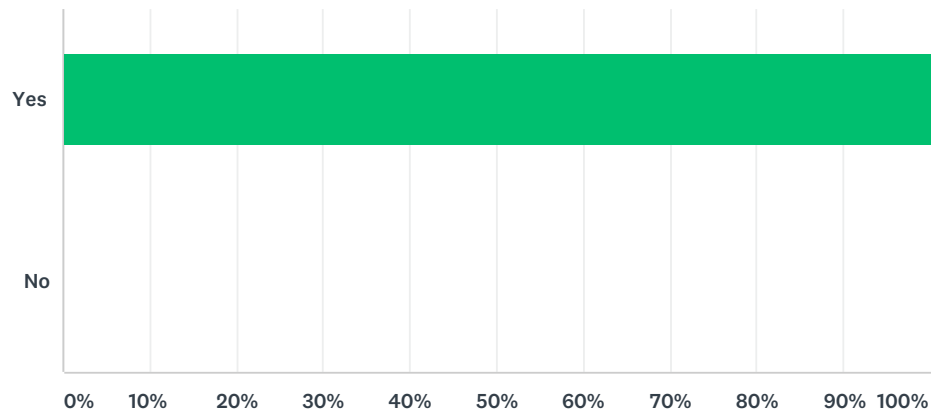


	1	2	3	4	5	6	7	8	9	TOTAL	SCORE
Charter schools	37.84% 14	18.92% 7	10.81% 4	10.81% 4	21.62% 8	0.00% 0	0.00% 0	0.00% 0	0.00% 0	37	7.41
Animal protection	22.58% 7	9.68% 3	19.35% 6	19.35% 6	16.13% 5	6.45% 2	6.45% 2	0.00% 0	0.00% 0	31	6.58
Industrial hemp expansion	0.00% 0	10.71% 3	28.57% 8	28.57% 8	28.57% 8	0.00% 0	0.00% 0	3.57% 1	0.00% 0	28	6.07
Marijuana legalization	12.50% 3	4.17% 1	16.67% 4	29.17% 7	25.00% 6	4.17% 1	4.17% 1	0.00% 0	4.17% 1	24	5.96
Enforcement of environmental protections	28.26% 13	30.43% 14	15.22% 7	15.22% 7	8.70% 4	0.00% 0	0.00% 0	2.17% 1	0.00% 0	46	7.43
Nuclear power plants	6.25% 1	6.25% 1	6.25% 1	6.25% 1	31.25% 5	6.25% 1	6.25% 1	6.25% 1	25.00% 4	16	4.25
Renewable energy jobs	20.93% 9	27.91% 12	20.93% 9	13.95% 6	9.30% 4	4.65% 2	2.33% 1	0.00% 0	0.00% 0	43	7.14
Domestic abuse	10.53% 4	31.58% 12	23.68% 9	18.42% 7	10.53% 4	0.00% 0	2.63% 1	0.00% 0	2.63% 1	38	6.87

Human trafficking	9.68%	3.23%	19.35%	25.81%	29.03%	3.23%	0.00%	9.68%	0.00%	31	5.81
	3	1	6	8	9	1	0	3	0		

Q24 Do you believe that a person who works full-time should be able to afford the basics - food, rent, electricity, water, and transportation?

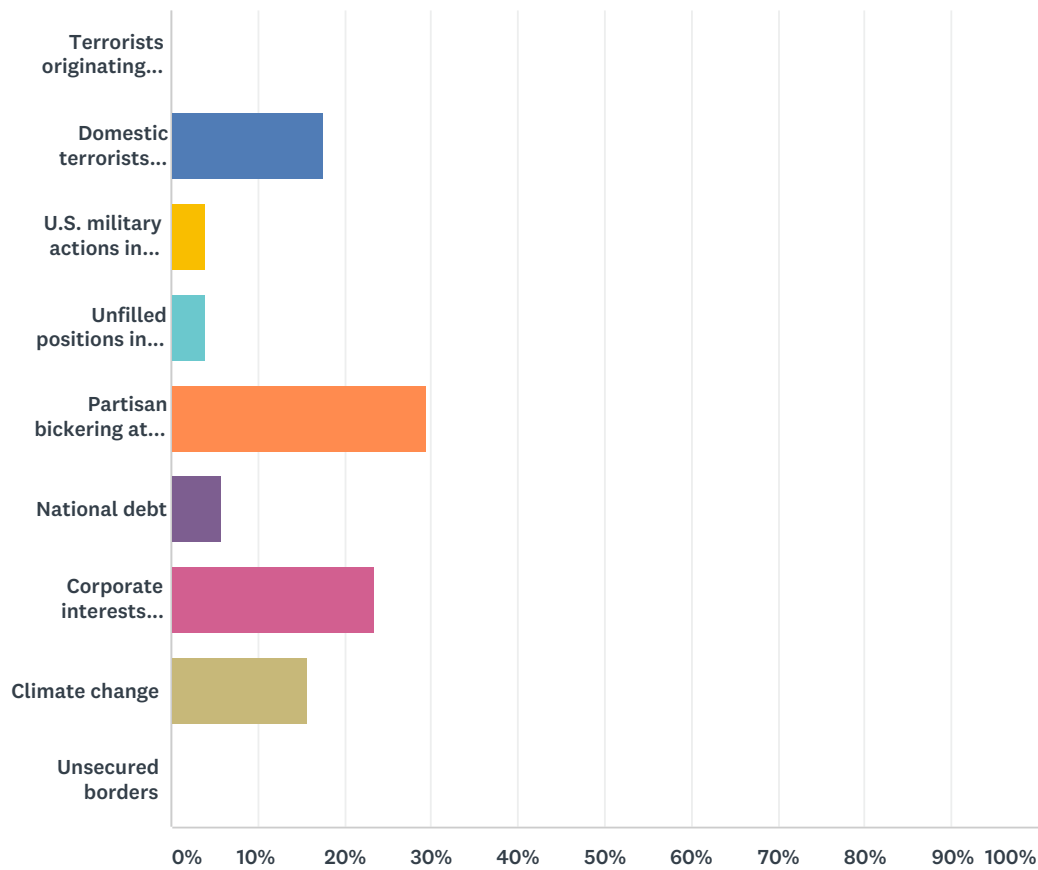
Answered: 57 Skipped: 1



ANSWER CHOICES	RESPONSES	
Yes	100.00%	57
No	0.00%	0
TOTAL		57

Q25 What do you think is the biggest threat to our national security?

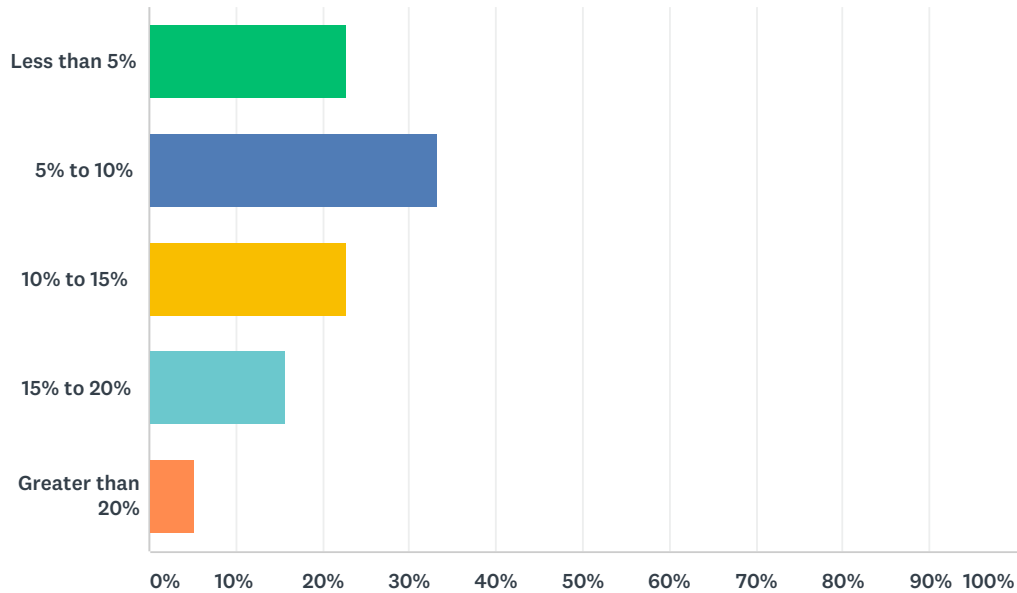
Answered: 51 Skipped: 7



ANSWER CHOICES	RESPONSES	
Terrorists originating from foreign countries	0.00%	0
Domestic terrorists already living in the U.S.	17.65%	9
U.S. military actions in other countries	3.92%	2
Unfilled positions in the Executive Branch (such as the State Department)	3.92%	2
Partisan bickering at the national level	29.41%	15
National debt	5.88%	3
Corporate interests buying legislative votes	23.53%	12
Climate change	15.69%	8
Unsecured borders	0.00%	0
TOTAL		51

Q26 What percentage of your household income do you spend on healthcare premiums?

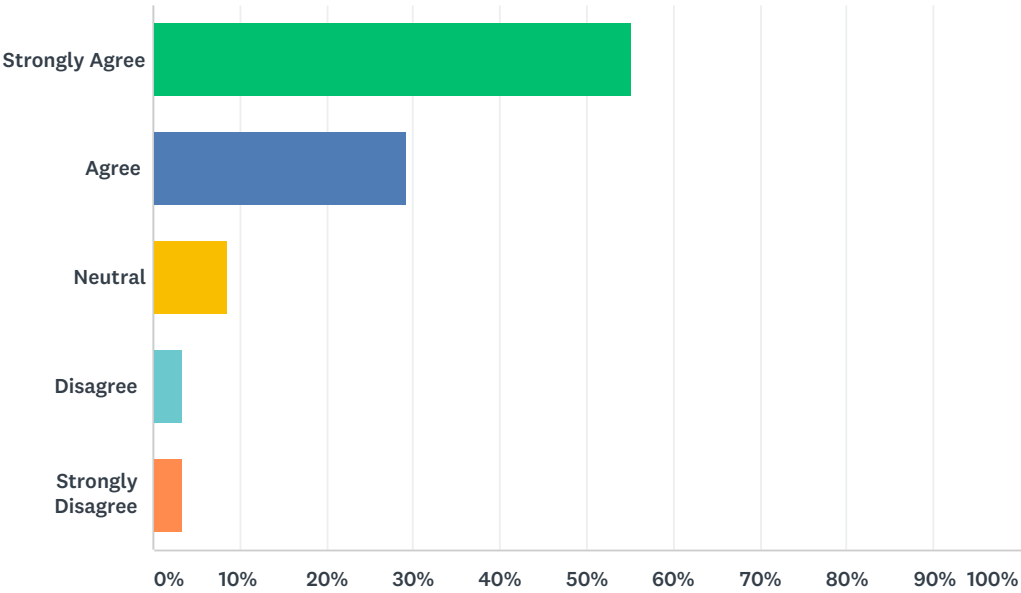
Answered: 57 Skipped: 1



ANSWER CHOICES	RESPONSES	
Less than 5%	22.81%	13
5% to 10%	33.33%	19
10% to 15%	22.81%	13
15% to 20%	15.79%	9
Greater than 20%	5.26%	3
TOTAL		57

Q27 Healthcare is a right.

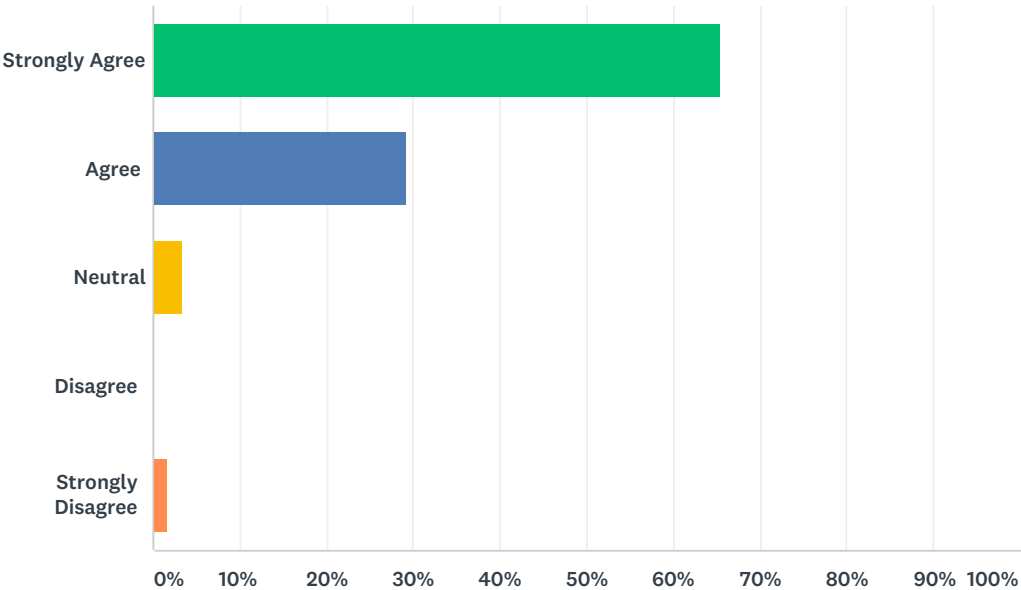
Answered: 58 Skipped: 0



ANSWER CHOICES	RESPONSES	
Strongly Agree	55.17%	32
Agree	29.31%	17
Neutral	8.62%	5
Disagree	3.45%	2
Strongly Disagree	3.45%	2
TOTAL		58

Q28 Even if it requires a small bump in taxes, I support universal health insurance (single-payer) for all Americans in a system like Medicare for all.

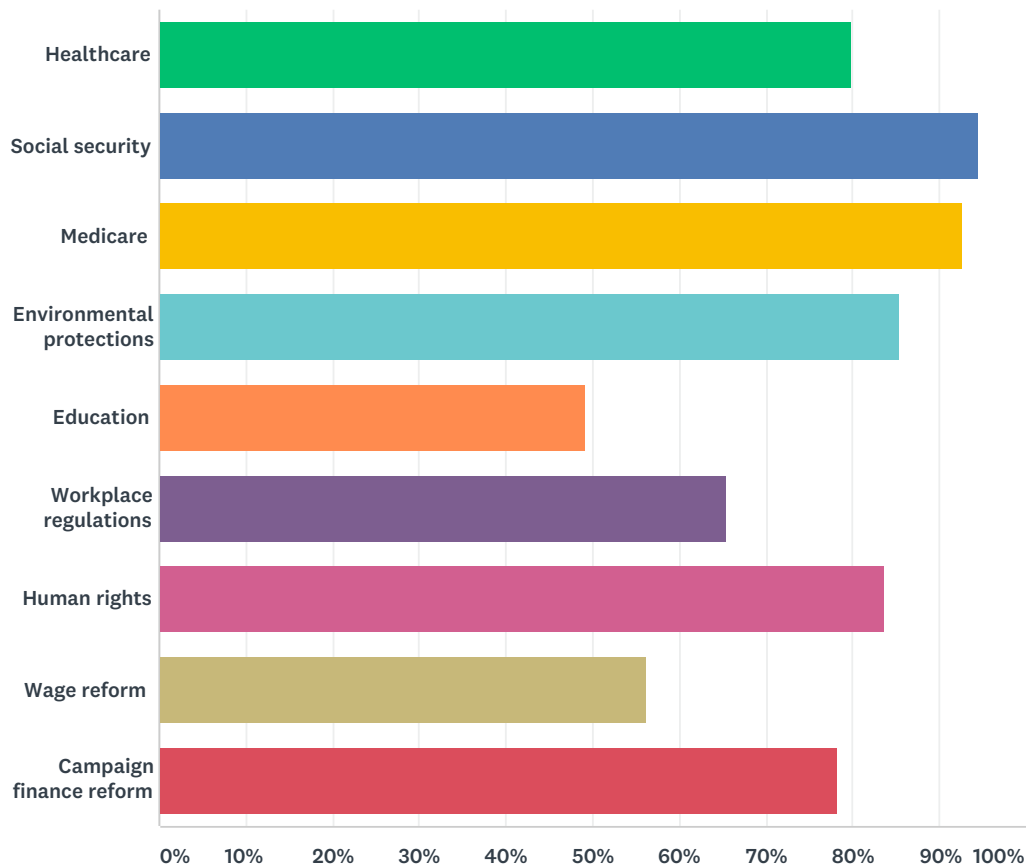
Answered: 58 Skipped: 0



ANSWER CHOICES	RESPONSES	
Strongly Agree	65.52%	38
Agree	29.31%	17
Neutral	3.45%	2
Disagree	0.00%	0
Strongly Disagree	1.72%	1
TOTAL		58

Q29 I believe the following are best handled through the federal government rather than the state or private entities (please check all that apply):

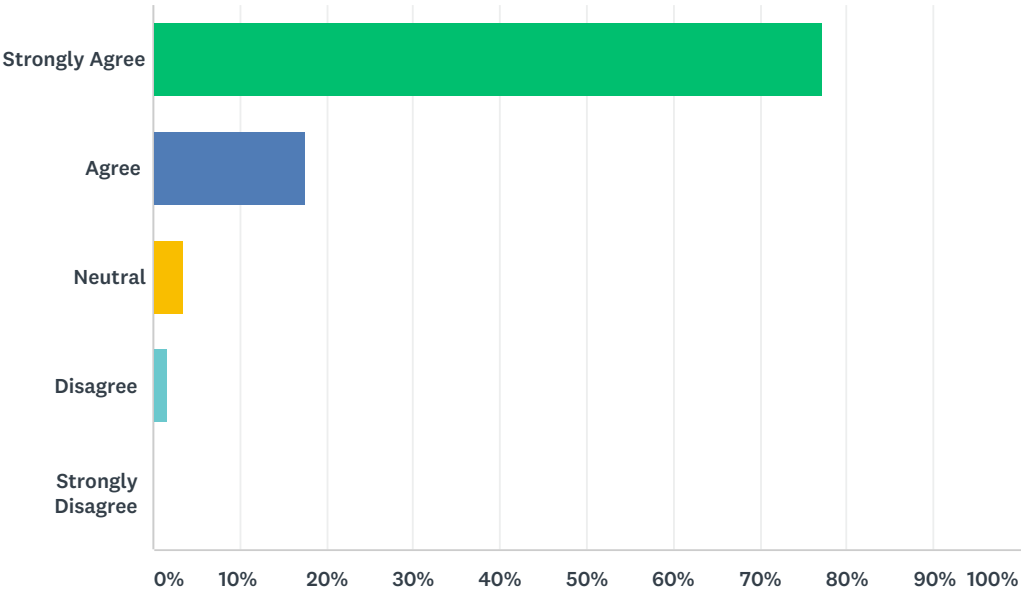
Answered: 55 Skipped: 3



ANSWER CHOICES	RESPONSES	
Healthcare	80.00%	44
Social security	94.55%	52
Medicare	92.73%	51
Environmental protections	85.45%	47
Education	49.09%	27
Workplace regulations	65.45%	36
Human rights	83.64%	46
Wage reform	56.36%	31
Campaign finance reform	78.18%	43
Total Respondents: 55		

Q30 Climate change is real and requires regulations to curb carbon emissions.

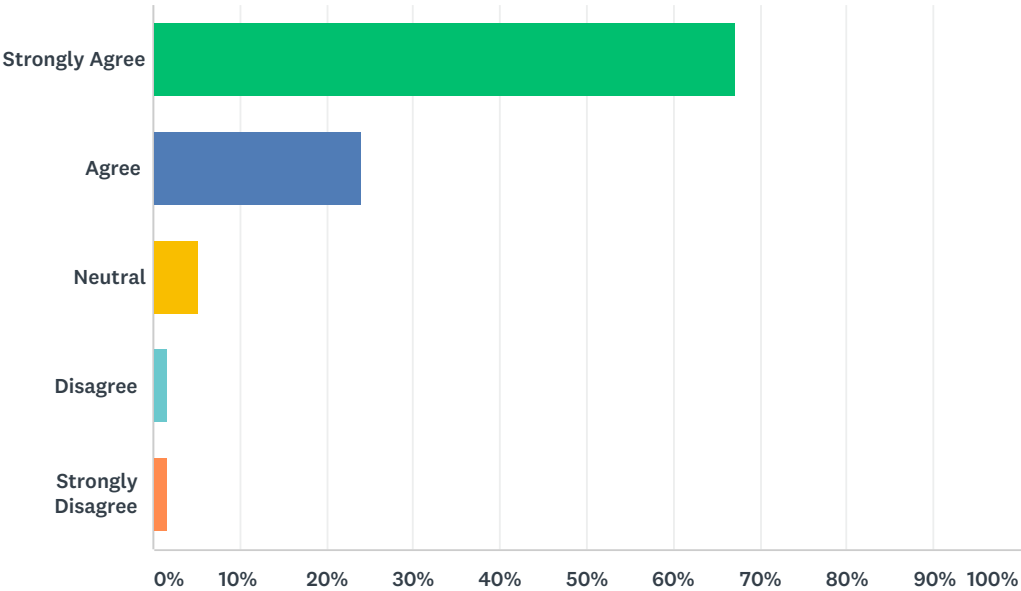
Answered: 57 Skipped: 1



ANSWER CHOICES		RESPONSES	
Strongly Agree		77.19%	44
Agree		17.54%	10
Neutral		3.51%	2
Disagree		1.75%	1
Strongly Disagree		0.00%	0
TOTAL			57

Q31 I agree that we should continue our relationships with our NATO allies.

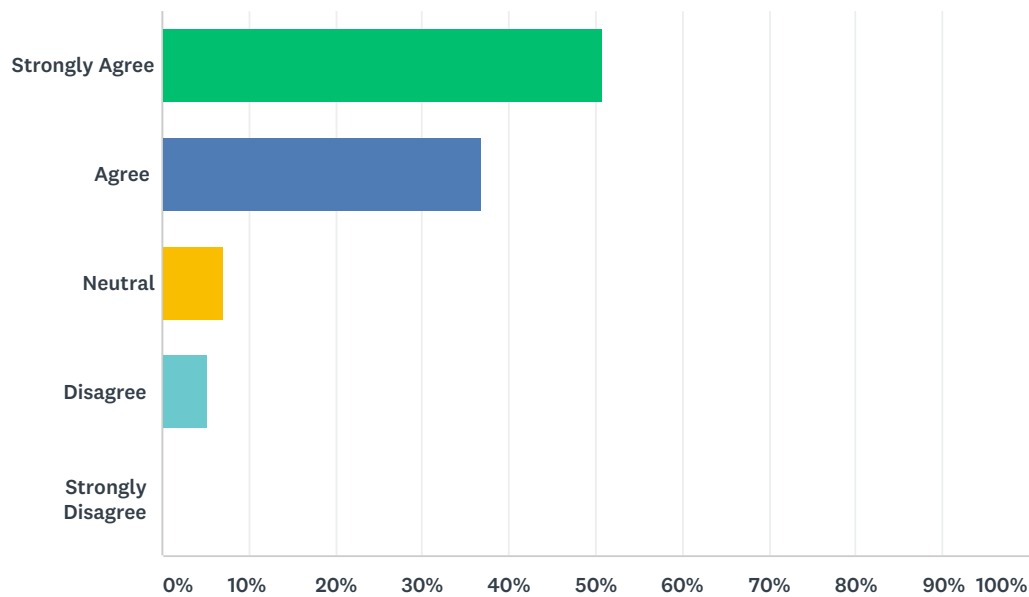
Answered: 58 Skipped: 0



ANSWER CHOICES		RESPONSES	
Strongly Agree		67.24%	39
Agree		24.14%	14
Neutral		5.17%	3
Disagree		1.72%	1
Strongly Disagree		1.72%	1
TOTAL			58

Q32 I believe an undocumented immigrant without a felony record should be offered a path to citizenship.

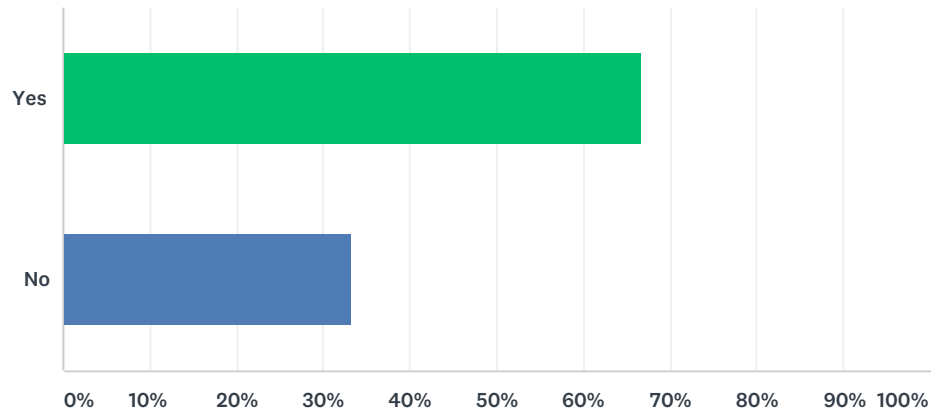
Answered: 57 Skipped: 1



ANSWER CHOICES	RESPONSES	
Strongly Agree	50.88%	29
Agree	36.84%	21
Neutral	7.02%	4
Disagree	5.26%	3
Strongly Disagree	0.00%	0
TOTAL		57

Q33 Have you contacted your Members of Congress (Congressman Andy Barr, Senator Mitch McConnell, and/or Senator Rand Paul) within the last year regarding issues on the national level?

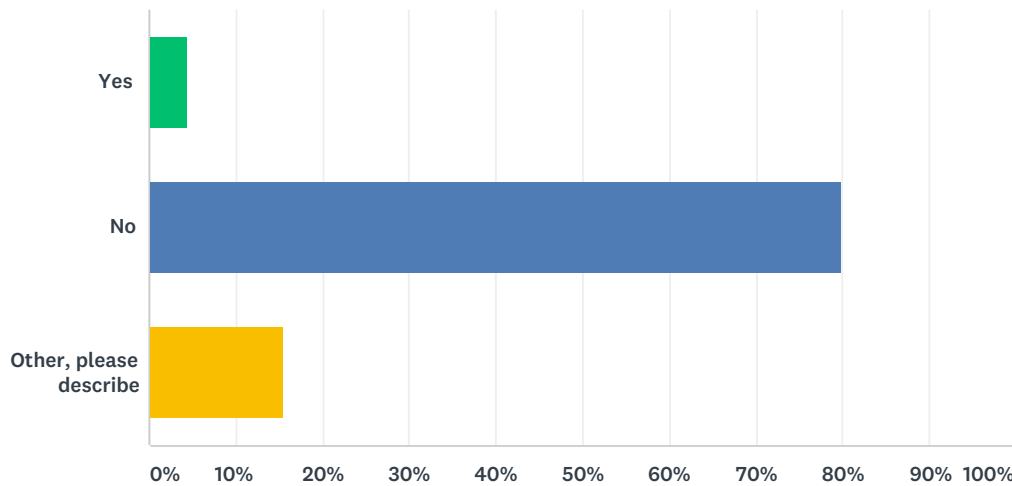
Answered: 57 Skipped: 1



ANSWER CHOICES	RESPONSES	
Yes	66.67%	38
No	33.33%	19
TOTAL		57

Q34 If you have contacted a Member of Congress (Congressman Andy Barr, Senator Mitch McConnell, and/or Senator Rand Paul), do you feel that he was accessible and listened to your concerns?

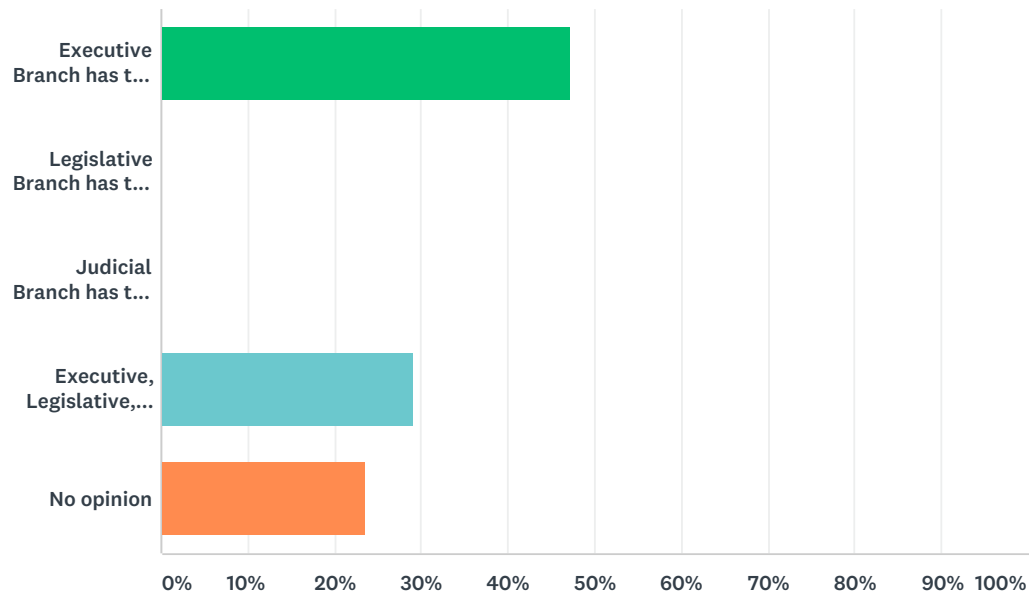
Answered: 45 Skipped: 13



ANSWER CHOICES	RESPONSES	
Yes	4.44%	2
No	80.00%	36
Other, please describe	15.56%	7
TOTAL		45

Q35 How do you feel about the balance of power in our federal government?

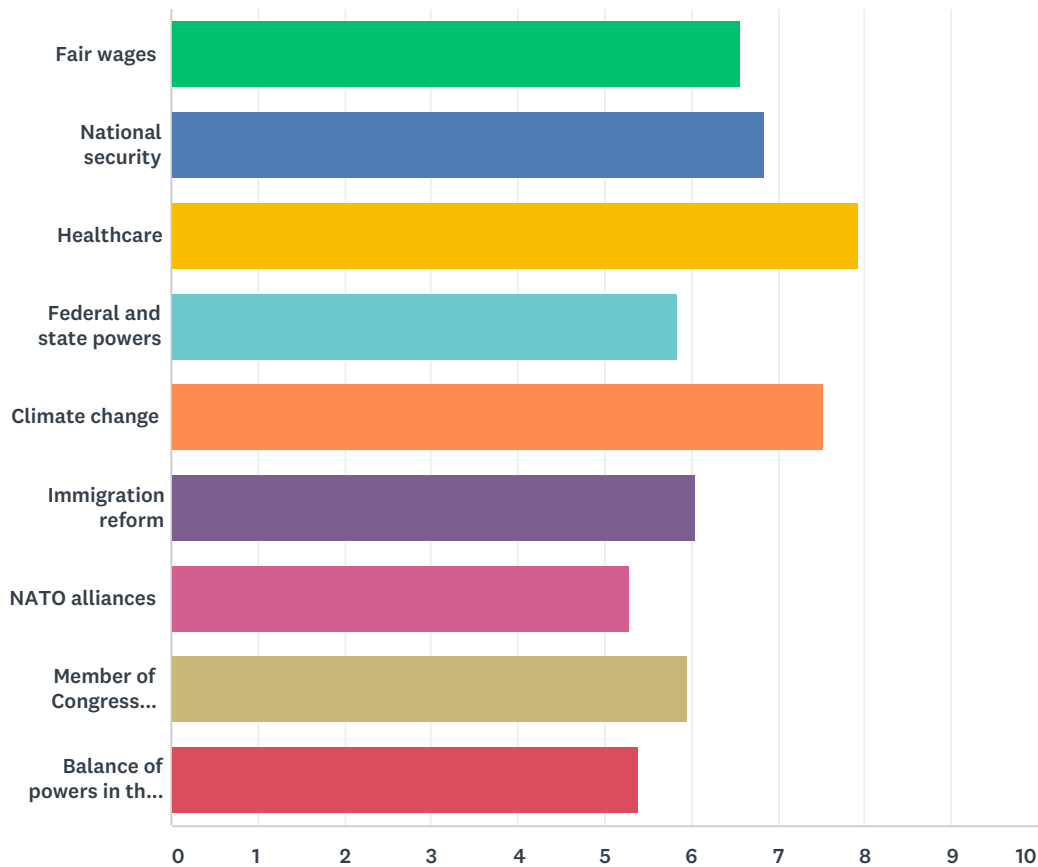
Answered: 55 Skipped: 3



ANSWER CHOICES		RESPONSES	
Executive Branch has too much power		47.27%	26
Legislative Branch has too much power		0.00%	0
Judicial Branch has too much power		0.00%	0
Executive, Legislative, and Judicial branches are balanced		29.09%	16
No opinion		23.64%	13
TOTAL			55

Q36 Of the the national issues discussed in this survey, what are your top five issues in order of priority (please number 1 through 5):

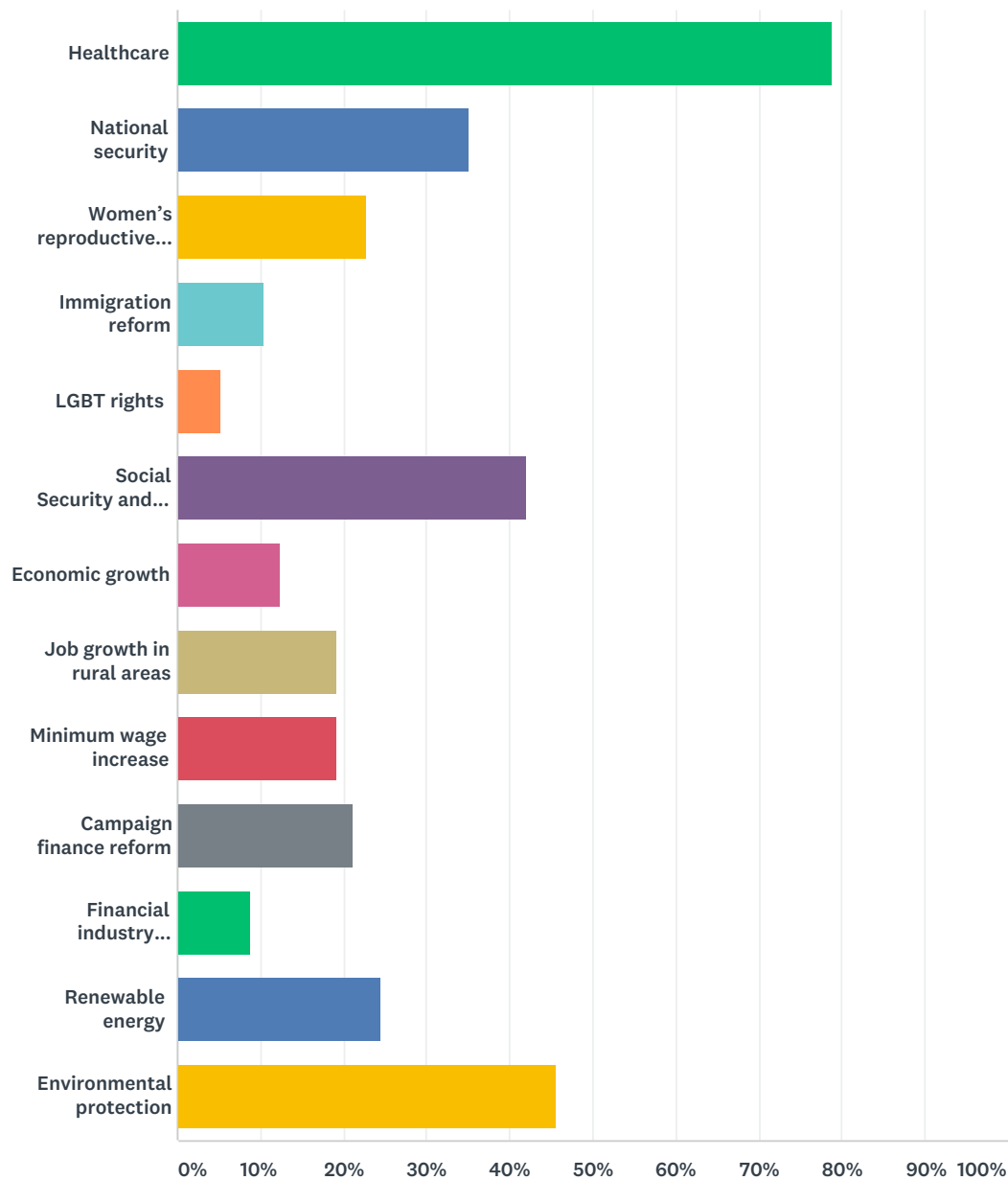
Answered: 55 Skipped: 3



Balance of powers in three branches of federal government	15.00% 3	10.00% 2	20.00% 4	5.00% 1	20.00% 4	0.00% 0	10.00% 2	5.00% 1	15.00% 3	20	5.40
---	-------------	-------------	-------------	------------	-------------	------------	-------------	------------	-------------	----	------

Q37 What are the most important issues overall for you (pick three)?

Answered: 57 Skipped: 1

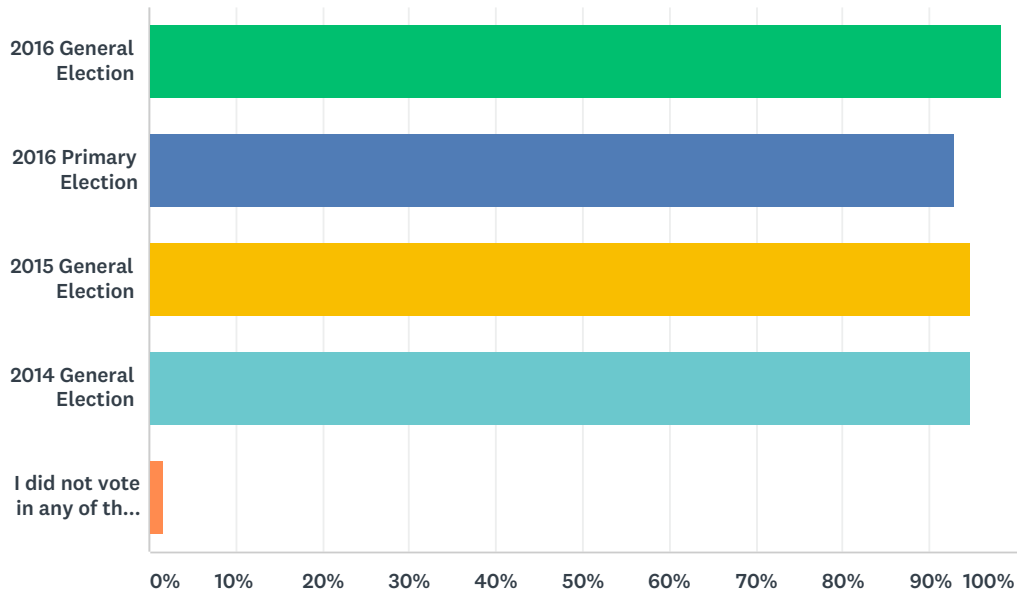


ANSWER CHOICES	RESPONSES	
Healthcare	78.95%	45
National security	35.09%	20
Women's reproductive rights	22.81%	13
Immigration reform	10.53%	6
LGBT rights	5.26%	3
Social Security and Medicare	42.11%	24

Economic growth	12.28%	7
Job growth in rural areas	19.30%	11
Minimum wage increase	19.30%	11
Campaign finance reform	21.05%	12
Financial industry regulation	8.77%	5
Renewable energy	24.56%	14
Environmental protection	45.61%	26
Total Respondents: 57		

Q38 Please indicate elections in which you voted (check all that apply)?

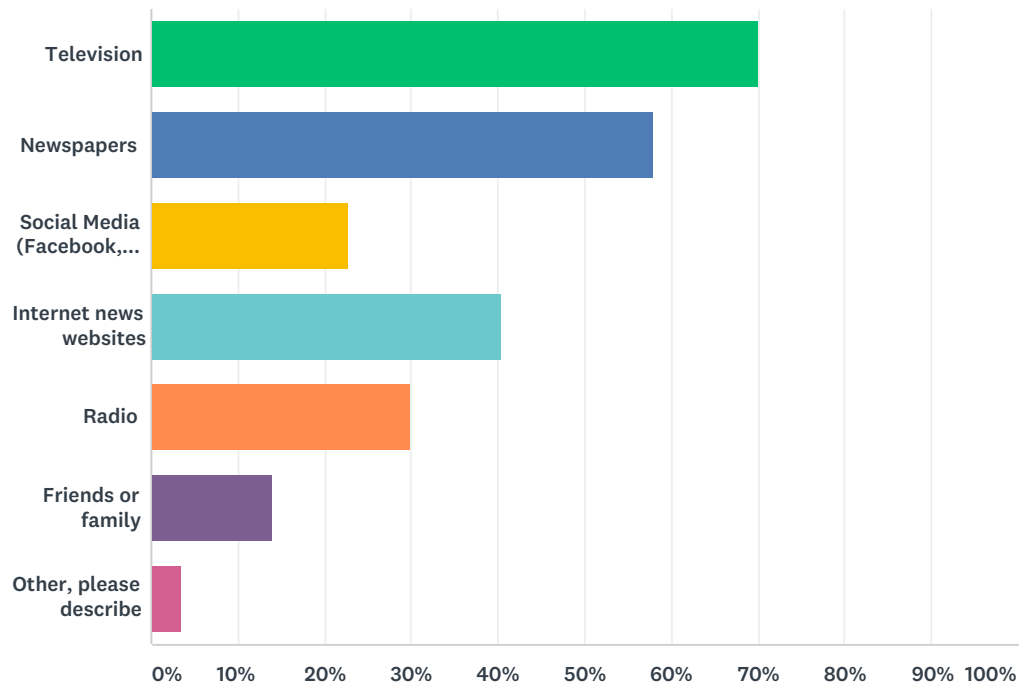
Answered: 57 Skipped: 1



ANSWER CHOICES	RESPONSES	
2016 General Election	98.25%	56
2016 Primary Election	92.98%	53
2015 General Election	94.74%	54
2014 General Election	94.74%	54
I did not vote in any of these elections	1.75%	1
Total Respondents: 57		

Q39 Where do you get the majority of your information about political candidates?

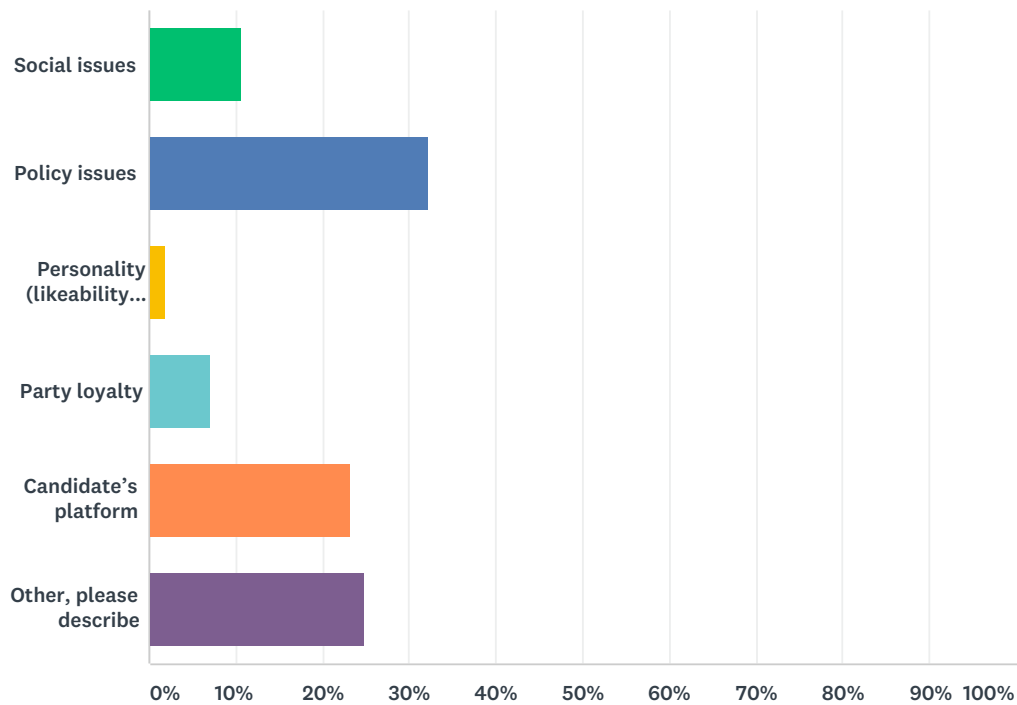
Answered: 57 Skipped: 1



ANSWER CHOICES	RESPONSES	
Television	70.18%	40
Newspapers	57.89%	33
Social Media (Facebook, Twitter, etc)	22.81%	13
Internet news websites	40.35%	23
Radio	29.82%	17
Friends or family	14.04%	8
Other, please describe	3.51%	2
Total Respondents: 57		

Q40 When an election comes up, what motivates you to go to the polls?

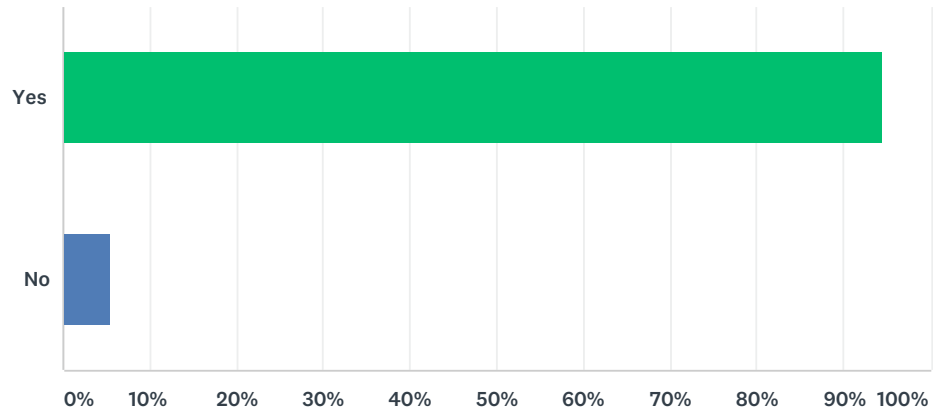
Answered: 56 Skipped: 2



ANSWER CHOICES	RESPONSES	
Social issues	10.71%	6
Policy issues	32.14%	18
Personality (likeability) of candidate	1.79%	1
Party loyalty	7.14%	4
Candidate's platform	23.21%	13
Other, please describe	25.00%	14
TOTAL		56

Q41 If a candidate attends a public event in Bourbon County to meet, greet, and speak with potential voters, would you attend?

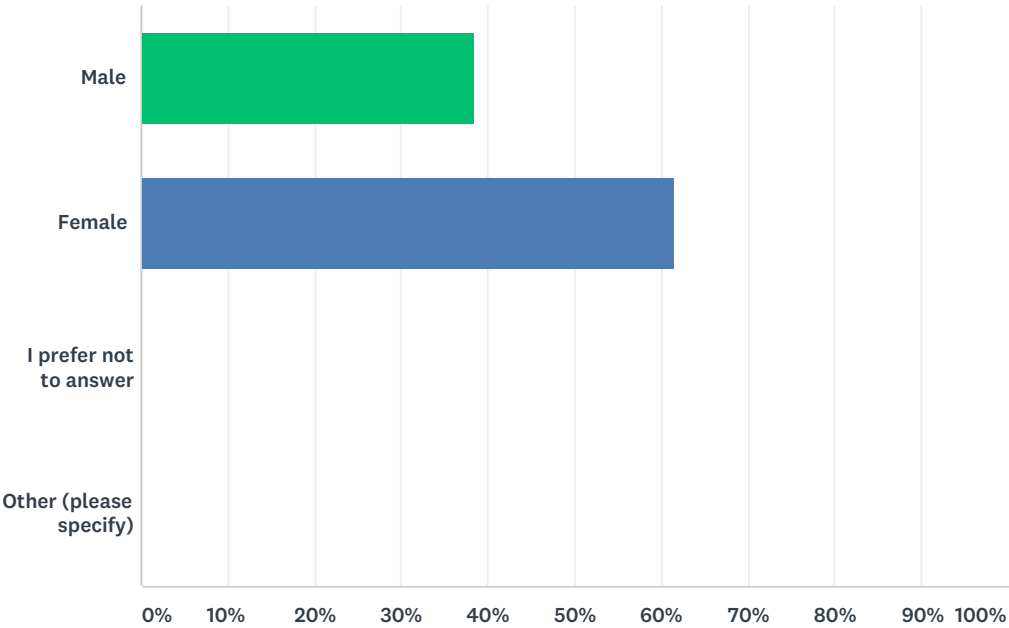
Answered: 55 Skipped: 3



ANSWER CHOICES	RESPONSES	
Yes	94.55%	52
No	5.45%	3
TOTAL		55

Q42 Gender

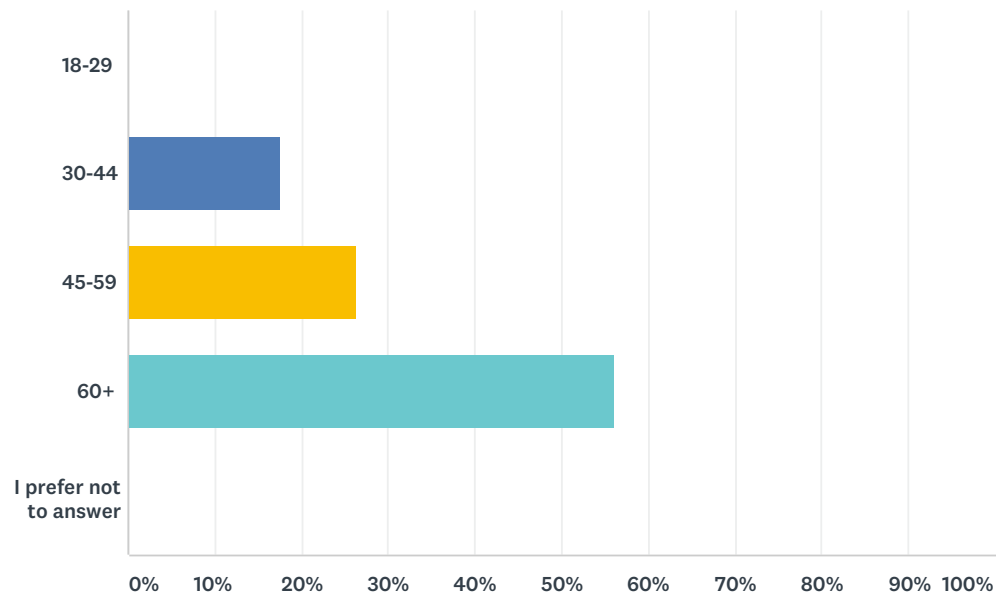
Answered: 57 Skipped: 1



ANSWER CHOICES		RESPONSES	
Male		38.60%	22
Female		61.40%	35
I prefer not to answer		0.00%	0
Other (please specify)		0.00%	0
TOTAL			57

Q43 Age Range

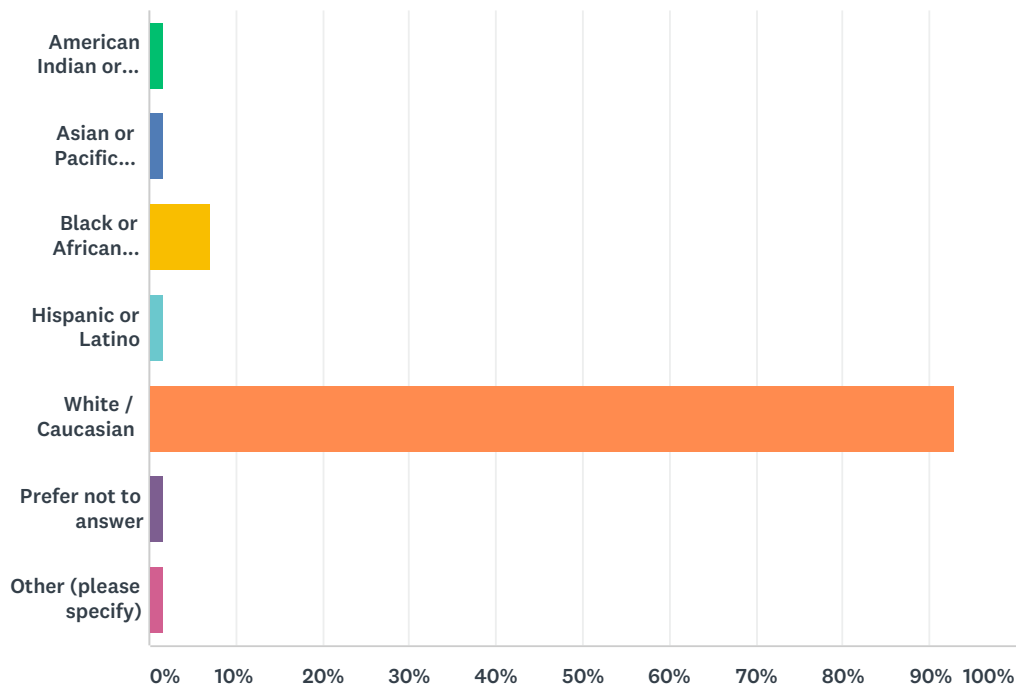
Answered: 57 Skipped: 1



ANSWER CHOICES	RESPONSES	
18-29	0.00%	0
30-44	17.54%	10
45-59	26.32%	15
60+	56.14%	32
I prefer not to answer	0.00%	0
TOTAL		57

Q44 What is your ethnicity? (Please select all that apply.)

Answered: 57 Skipped: 1



ANSWER CHOICES	RESPONSES	
American Indian or Alaskan Native	1.75%	1
Asian or Pacific Islander	1.75%	1
Black or African American	7.02%	4
Hispanic or Latino	1.75%	1
White / Caucasian	92.98%	53
Prefer not to answer	1.75%	1
Other (please specify)	1.75%	1
Total Respondents: 57		

Q45 Please add any comments you think would help.

Answered: 5 Skipped: 53

Q46 Name (Optional)

Answered: 15 Skipped: 43